



SV10201



The SV10201 is a time tested, proven performer. It is capable of low flow, high temperature performance with a smooth transition to high flow, low temperature production. The SV10201 incorporates our most advanced valving technology capable of four levels of water flow, thus allowing the SV10201 to perform optimally in the widest range of temperatures through valving of the (8) water nozzles.














Product Specifications

Height (ft / m)	10, 20, 30ft / 3.1, 6.1, 9.1 m
Weight (lbs / Kg) (wo/bracket)	50, 80, 120 lbs / 22.6, 36.2, 54.4 kgs
Wet Bulb Start-Up (Deg. F / C)	28 F / -2.2 C
Water Flow (gpm / lpm)	16 - 128 gpm / 61 - 486 lpm
Minimum Water Pressure (psi / bar)	200 psi / 13.6 bar
Air Flow (cfm / m ³ /hr)	20-100 cfm / 70 - 175 m ³ /hr
Minimum Air Pressure (psi / bar)	85 psi / 5.8 bar
Throw (ft / m)	30-125 ft / 9.2 - 38.5 m
Water Flow Stages	4 Stage



S SERIES

The S Series raises the bar for air/water snowmaking technology. The multi-chambered, completely modular Tower can utilize our Patented double valve base configuration or the rugged fixed flow base block with any of efficient snowgun nozzle designs. S Series Towers can be mounted on the S Fixed Bracket at the side of a trail or sled mounted to patrol a variety snowmaking locations. The modular design of the S Series allows for technology upgrades and streamlines general maintenance and repair work. Enjoy the peace of mind that your snowmaking investment with HKD Snowmakers can evolve to meet the ever-changing needs of your resort.

		SVF SERIES (Variable Flow)												SFF SERIES (Fixed Flow)								
																						
		SV10 Impulse			SV10201			SV6400			SX6400			SV6201			SV4400			SX4400		
Accessories		30ft	20ft	10ft	30ft	20ft	10ft	30ft	20ft	10ft	30ft	20ft	10ft	30ft	20ft	10ft	30ft	20ft	10ft	30ft	20ft	10ft
S Fixed Bracket		X	X	X	X	X	X	X	X	X	X	X	X	X	X	X	X	X	X	X	X	X
S Sled				X			X			X			X			X			X			X
On Board Compressor					X	X	X	X	X	X	X	X	X									
PRV50 (Air Reduction Valve)								X	X	X	X	X	X				X	X	X	X	X	X
Protective Tower Pad		X	X	X	X	X	X	X	X	X	X	X	X	X	X	X	X	X	X	X	X	X
Snowmaking Hose		X	X	X	X	X	X	X	X	X	X	X	X	X	X	X	X	X	X	X	X	X

